

**2015-2016**

**TRIPLICATE PRESCRIPTION  
PROGRAM ALBERTA**

**Annual Report**

# A PARTNERSHIP IN ACTION

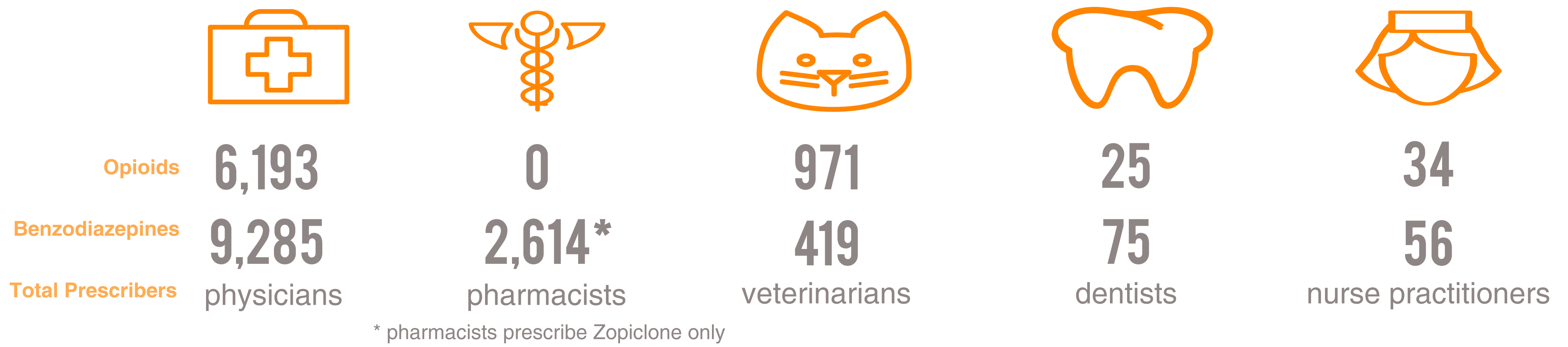
Misuse of prescription drugs affects everyone - patients, their families and friends, co-workers and employers. Alberta's TPP brings together more partners than any other drug monitoring program in Canada to reduce misuse and abuse of prescription drugs and protect patient safety.

- Alberta College of Pharmacists
- Alberta Dental Association and College
- Alberta Health
- Alberta Health Services
- Alberta Pharmacists' Association
- Alberta Veterinary Medical Association
- College and Association of Registered Nurses of Alberta
- College of Physicians & Surgeons of Alberta
- College of Podiatric Physicians of Alberta
- Yukon Medical Council

**WHAT TPP ALBERTA DOES**

# Surveillance & Data Collection

TPP Alberta tracks listed medications to monitor and report on prescribing and dispensing patterns.



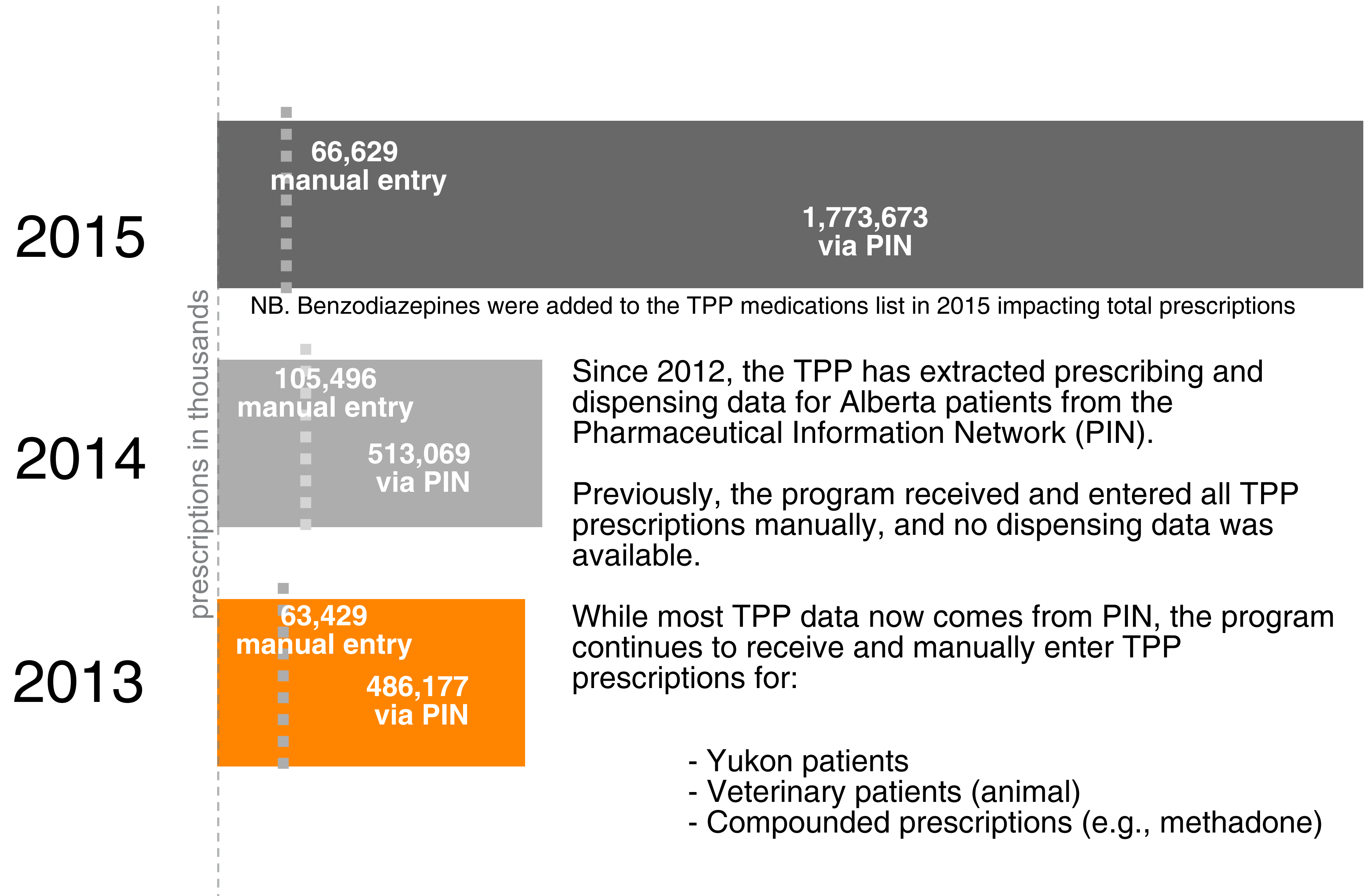
## TPP-LISTED MEDICATIONS

## INSIGHT

**1,817,511**  
TPP prescriptions

**437,324**  
TPP patients

# The PIN Difference



# TPP Medications in 2015



Benzodiazepines were added as a new Type 2 classification - electronically monitored but not requiring registration or a triplicate prescription pad to prescribe.



Marihuana\* for Medical Purposes (MMP) was authorized for 4000 patients by 240 prescribers.

\*TPP Alberta spells “Marihuana” with an “h” to align with Health Canada Regulations.



Biphentin® and Concerta® have been moved from Type 1 to Type 2 classification, making it easier for patients to access needed care.

# The TPP Alberta Atlas

The atlas is now published annually. Find it on the TPP website. It's available to all stakeholders including researchers and policy makers.


## Benzodiazepine Prescribing in Alberta

- 🔍 Largest group of benzodiazepine patients are between 50 and 59 years old (22%)
- 🔍 Benzodiazepine patients are 63% female and 37% male
- 🔍 Largest number of prescriptions are for Zopiclone (40%)

## Opioid Prescribing in Alberta

- 🔍 Largest group of opioid patients are between 50 and 59 years old (23%)
- 🔍 Opioid patients are 54% female and 46% male.
- 🔍 Largest number of prescriptions are for Oxycodone (53%)

2014 ALBERTA TRIPLICATE PRESCRIPTION PROGRAM ATLAS



8000  
7000  
6000  
5000  
4000  
3000  
2000  
1000  
900  
800  
700  
600  
500  
400  
300  
200  
100  
0

# Education & Notification



Multi-prescriber notices sent to practitioners when a patient has seen three or more prescribers in a three-month period

2270

811

New prescribers registered with the TPP during 2015

Prescribers alerted to potential high risk prescribing patterns

129

737

Patient profiles requested by prescribers concerned about their patient's safety

## Preventing Fraud

603

Stolen triplicate prescriptions monitored to prevent forgery or tampering

Missing triplicate prescriptions tracked to control potential misuse

1052

# PRIORITIES AHEAD

These questions will guide next steps


How can TPP Alberta have the most positive impact on patient safety in Alberta ?

How can TPP Alberta work with other health and safety agencies like law enforcement, patients and public health ?

How can TPP Alberta help to develop prescriber standards of practice ?

How can TPP Alberta help other populations at risk, like seniors ?

# TPP GRANT REPORT 2015-16

		GAMS Grant ID		Grant-004961		
UNAUDITED FINANCIAL REPORTING FOR GRANTS MULTI-YEAR AGREEMENT YEAR 2 of 3						
<b>Grant Recipient:</b>		College of Physicians & Surgeons of Alberta				
<b>Description of Grant:</b>		Triplicate Prescription Program				
<b>Term of Agreement:</b>		1-Apr-14	to	31-Mar-17	Date: 20-May-16	
<b>Financial Reporting for the Period:</b>		1-Apr-15	to	31-Mar-16		
		Current Fiscal Period: Year-To-Date			Full Term of Agreement Agreement-To-Date	
		Budget	Actuals	Variance	Budget	Actuals
Revenue						
Contribution from Alberta Health & Wellness		655,800.00	655,800.00	-	1,780,400.00	1,170,800.00 ( 609,600.00 )
Government Grant - Investment Income		-	634.16	634.16		1,212.49 1,212.49
Grant - Other Sources		117,100.00	117,500.00	400.00	349,100.00	228,600.00 ( 120,500.00 )
CPSA Contribution		139,500.00	140,511.00	1,011.00	423,100.00	274,203.00 ( 148,897.00 )
<b>Total Revenue</b>		<b>912,400.00</b>	<b>914,445.16</b>	<b>2,045.16</b>	<b>2,552,600.00</b>	<b>1,674,815.49 ( 877,784.51 )</b>
Expense						
<b>General Program Expenditures</b>						
Consulting		127,400.00	128,837.10	1,437.10	340,100.00	254,837.10 ( 85,262.90 )
Consulting - Special		50,200.00	-	( 50,200.00 )	50,200.00	- ( 50,200.00 )
Legal		2,900.00	2,748.64	( 151.36 )	7,400.00	3,982.40 ( 3,417.60 )
Occupancy Costs		46,500.00	46,325.02	( 174.98 )	161,900.00	108,225.02 ( 53,674.98 )
Operating Costs		54,000.00	52,800.00	( 1,200.00 )	156,000.00	97,874.99 ( 58,125.01 )
Printing, Supplies & Courier		15,800.00	13,939.78	( 1,860.22 )	50,900.00	28,781.95 ( 22,118.05 )
Special printing		277,100.00	285,838.80	8,738.80	832,500.00	540,143.61 ( 292,356.39 )
Telephone & Fax		3,500.00	1,995.78	( 1,504.22 )	10,600.00	4,149.16 ( 6,450.84 )
Travel, Meals & Accommodation		200.00	-	( 200.00 )	1,000.00	2,034.36 1,034.36
<b>Sub-total</b>		<b>577,600.00</b>	<b>532,485.12</b>	<b>( 45,114.88 )</b>	<b>1,610,600.00</b>	<b>1,040,028.59 ( 570,571.41 )</b>
<b>Staffing Costs</b>						
Salaries & Benefits		327,400.00	275,818.29	( 51,581.71 )	921,000.00	550,810.94 ( 370,189.06 )
Professional Development		7,400.00	2,692.47	( 4,707.53 )	21,000.00	8,460.16 ( 12,539.84 )
<b>Sub-total</b>		<b>334,800.00</b>	<b>278,510.76</b>	<b>( 56,289.24 )</b>	<b>942,000.00</b>	<b>559,271.10 ( 382,728.90 )</b>
<b>Committee Expenses</b>						
Travel, Meals & Accommodation, Sundry		-	1.79	1.79	-	92.83 92.83
<b>Sub-total</b>		<b>-</b>	<b>1.79</b>	<b>1.79</b>	<b>-</b>	<b>92.83 ( 92.83 )</b>
<b>Prior Period Adjustment</b>						
Salaries & Benefits (reduction to expenses)		-	( 2,983.00 )	( 2,983.00 )	-	( 2,983.00 ) ( 2,983.00 )
<b>Sub-total</b>		<b>-</b>	<b>( 2,983.00 )</b>	<b>( 2,983.00 )</b>	<b>-</b>	<b>( 2,983.00 ) 2,983.00</b>
<b>Total Expenses</b>		<b>912,400.00</b>	<b>808,014.67</b>	<b>( 104,385.33 )</b>	<b>2,552,600.00</b>	<b>1,596,409.52 ( 956,190.48 )</b>
<b>Surplus &lt; Deficit &gt;</b>		<b>-</b>	<b>106,430.49</b>	<b>106,430.49</b>	<b>-</b>	<b>78,405.97 78,405.97</b>
<b>Unexpended Funding</b>						
<input type="checkbox"/> Attached Request(s) for		Current Surplus/ (Deficit)		106,430.49		
<input type="checkbox"/> Retention of Unexpended Funding Form		Less: Attached Request(s) for Retention of Unexpended Funding towards year 3 of term				
		Closing Balance: Unspent Retention		106,430.49		
<b>Finance Contact:</b>		<b>Program Contact:</b>				
Tracy Simons		780-969-4983		Ed Jess		
Name		Phone #		Name		
				(780) 969-4946		
				Phone #		
<b>Finance Approval:</b>						
David Kay		Assistant Registrar / COO		24-May-16		
Name		Position / Phone #		Date		
		(780) 969-4905				
				Signature		