

Alberta Triplicate Prescription Program

# ANNUAL REPORT

2016–2017

Alberta Triplicate Prescription Program (TPP) is funded primarily by the Government of Alberta and administered by the College of Physicians & Surgeons of Alberta.



## TPP partners:

Alberta College of Pharmacists, Alberta Dental Association and College, Alberta Health, Alberta Health Services, Alberta Medical Association, Alberta Pharmacists Association, Alberta Veterinary Medical Association, College and Association of Registered Nurses of Alberta, College of Physicians & Surgeons of Alberta, College of Podiatric Physicians of Alberta, Yukon Medical Council



## TPP resources:

TPP Medication List

2015 TPP Atlas

TPP Website

May 2017



## 01 WHAT IS TPP?


TPP monitors, tracks and reports prescribing data for prescription drugs at risk of misuse or diversion.

The data is available in the TPP Atlas published annually and posted on the TPP website. Data triggers result in alert notifications issued to prescribers and dispensers where patterns exceed recommended prescribing limits.

## 02 HOW IS TPP DATA USED?

TPP data is analyzed quarterly, feeding updates into public policy and good prescribing practice through government, health system decision makers and partner memberships.

By identifying high-risk prescribing and dispensing patterns, TPP data helps physicians and pharmacies better manage and improve patient care.



## 03 2016-17 HIGHLIGHTS

- Codeine-containing products were added to TPP in 2016. Codeine is now a part of all OME calculations and interventions
- Four different interventions on benzodiazepine prescribing in patients aged 65 and older are now complete, with results analyzed in late 2017.
- Medical Marijuana was prescribed by 343 physicians to 6,891 patients during 2016-17, compared to 240 prescribing physicians to 4,000 patients the year before.



### Total Prescribers

2016-17	Opioids	6,921
	Benzodiazepines	12,737
2015-16	Opioids	6,284
	Benzodiazepines	12,036



### Total Prescriptions

2016-17	1,981,567
2015-16	1,817,511



### Total Patients

2016-17	534,815
2015-16	437,324

## Trend

Considering population growth, per-capita prescribing of all five of the main opioid painkillers in Alberta is flat or down over the past two years by approximately 3%.

- CPSA Public Policy & Research



### Reports & Updates: MD Snapshot


Personalized reports based on TPP data were sent to more than 8,200 physicians prescribing benzodiazepines or opioids in Q3 2016. Over two-thirds felt the report was valuable with 50% saying they would make a prescribing practice change based on the individualized data.



### High-Risk Alert Letters

If high-risk patient or high-quantity prescriber patterns were identified, 993 alert letters were sent to both prescriber and dispenser to ensure good prescribing decisions:

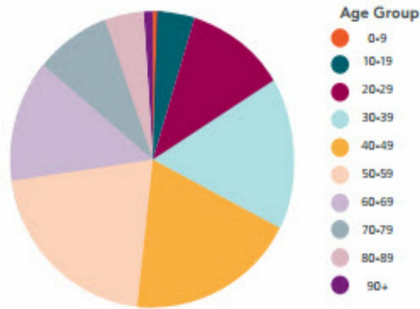
- \*  $\geq 500$  OME daily,  $\geq 3$  physicians and  $\geq 3$  pharmacies within 3 months
- \*\*  $\geq 5$  benzos within 3 months
- \*\*\*  $\geq 3$  opioids plus  $\geq 3$  benzos within 3 months



### Mentorship & Education

The Dome program sets a threshold daily limit of Morphine Oral Equivalents (OME) for a single patient. If exceeded, the CPSA provides mentorship and education to prescribers to ensure safe care. In 2016, that threshold dropped from 5000 to 4000 OME adding 5 more physicians to the program.

Figure 1. Opioid Patients by Age Group, 2015

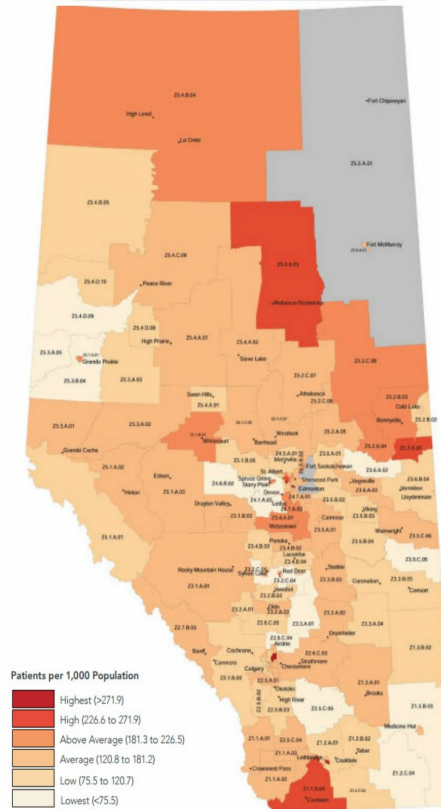


There are approximately 15% more female than male patients receiving opioids in Alberta.

The highest level of OME prescribed per 1000 patients is in Red Deer.

[View the full 2015 TPP Atlas.](#)

Figure 4a. Age and Sex Standardized, Opioid Patients per 1,000 Population, by Local Geography, 2015



## 2015 TPP ATLAS


TPP receives requests weekly about information contained within the TPP Atlas.

Alberta's atlas is published annually and expanded to include more detail and scientific analysis on use and rate trends, by zone and sub-zone, including opioid substitution products.

The 2015 TPP Atlas included codeine reporting for the first time which has provided much more clarity on overall prescription opioid use in Alberta.

The 2016 Atlas is expected in Fall 2017.



		GAMS Grant ID		Grant-004961		
<b>UNAUDITED FINANCIAL REPORTING FOR GRANTS MULTI-YEAR AGREEMENT YEAR 3 of 3</b>						
<b>Grant Recipient:</b>		<b>College of Physicians &amp; Surgeons of Alberta</b>				
<b>Description of Grant:</b>		<b>Triplicate Prescription Program</b>				
<b>Term of Agreement:</b>		1-Apr-14	to	31-Mar-17	Date: 23-May-17	
<b>Financial Reporting for the Period:</b>		1-Apr-16	to	31-Mar-17		
		<b>Current Fiscal Period:</b>			<b>Full Term of Agreement</b>	
		<b>Year-To-Date</b>			<b>Agreement-To-Date</b>	
		<b>Budget</b>	<b>Actuals</b>	<b>Variance</b>	<b>Budget</b>	<b>Actuals</b>
<b>Revenue</b>						
Contribution from Alberta Health & Wellness		609,600.00	504,000.00	( 105,600.00 )	1,780,400.00	1,674,800.00
Government Grant - Investment Income		-	387.54	387.54		1,600.03
Grant - Other Sources		122,000.00	121,763.00	( 237.00 )	349,100.00	350,363.00
CPSA Contribution		146,700.00	146,895.00	195.00	423,100.00	421,098.00
<b>Total Revenue</b>		<b>878,300.00</b>	<b>773,045.54</b>	<b>( 105,254.46 )</b>	<b>2,552,600.00</b>	<b>2,447,861.03</b>
<b>Expense</b>						
<b>General Program Expenditures</b>						
Consulting		142,800.00	153,166.65	10,366.65	340,100.00	408,003.75
Consulting - Special		-	-	-	50,200.00	-
Legal		2,600.00	-	( 2,600.00 )	7,400.00	3,982.40
Occupancy Costs		47,700.00	46,449.98	( 1,250.02 )	161,900.00	154,675.00
Operating Costs		58,100.00	50,850.00	( 7,250.00 )	156,000.00	148,724.99
Printing, Supplies & Courier		17,100.00	5,707.30	( 11,392.70 )	50,900.00	34,489.25
Special printing		299,000.00	300,393.22	1,393.22	832,500.00	840,536.83
Telephone & Fax		3,000.00	1,312.51	( 1,687.49 )	10,600.00	5,461.67
Travel, Meals & Accommodation		-	53.57	53.57	1,000.00	2,087.93
Web site/Internet		-	63.00	63.00		63.00
<b>Sub-total</b>		<b>570,300.00</b>	<b>557,996.23</b>	<b>( 12,303.77 )</b>	<b>1,610,600.00</b>	<b>1,598,024.82</b>
<b>Staffing Costs</b>						
Salaries & Benefits		300,900.00	262,898.23	( 38,001.77 )	921,000.00	813,709.17
Professional Development		7,100.00	6,699.84	( 400.16 )	21,000.00	15,160.00
<b>Sub-total</b>		<b>308,000.00</b>	<b>269,598.07</b>	<b>( 38,401.93 )</b>	<b>942,000.00</b>	<b>828,869.17</b>
<b>Committee Expenses</b>						
Travel, Meals & Accommodation, Sundry		-	63.65	63.65		156.48
<b>Sub-total</b>		<b>-</b>	<b>63.65</b>	<b>63.65</b>	<b>-</b>	<b>156.48</b>
<b>Prior Period Adjustment</b>						
Salaries & Benefits (reduction to expenses)		-	-	-		( 2,983.00 )
<b>Sub-total</b>		<b>-</b>	<b>-</b>	<b>-</b>	<b>-</b>	<b>( 2,983.00 )</b>
<b>Total Expenses</b>		<b>878,300.00</b>	<b>827,657.95</b>	<b>( 50,642.05 )</b>	<b>2,552,600.00</b>	<b>2,424,067.47</b>
<b>Surplus &lt; Deficit &gt;</b>		<b>-</b>	<b>( 54,612.41 )</b>	<b>( 54,612.41 )</b>	<b>-</b>	<b>23,793.56</b>
<b>Unexpended Funding</b>						
<input checked="" type="checkbox"/> Attached Request(s) for Retention of Unexpended Funding Form	Surplus/ (Deficit)					23,793.56
	Less: Attached Request(s) for Retention of Unexpended Funding from cumulative of 3 year grant					( 23,793.56 )
	Closing Balance: Unspent Retention					-
<b>Finance Contact:</b>		<b>Program Contact:</b>				
Tracy Simons	780-969-4983	Ed Jess		(780) 969-4946		
Name	Phone #	Name		Phone #		
<b>Finance Approval:</b>						
David Kay	Assistant Registrar / COO	25-May-17				
Name	(780) 969-4905 Position / Phone #	Date				